

Hello Future 3rd Grader!


My name is Mrs. Monaco and I will be your ELA teacher in September! I hope you have an amazing summer playing and spending time with family and friends. Remember to keep reading! It is very important that you continue to read during the summer! Reading helps with fluency, comprehension, vocabulary and keeps your imagination wondering and wanting to read more!

I have attached a small packet that includes the 3rd Grade Summer Reading Assignments. Please read at least 1 chapter book this summer. I would like you to write down the book you read and complete the reading log questions that are attached in this summer packet. There are also 4 reading passages with comprehension questions and one writing prompt in the packet.

The writing prompt: Favorite Summer Activity, should have at least 1 paragraph with 5-6 sentences. The paragraph should include a topic sentence/hook, with 3-4 detailed sentences explained and a closing sentence to wrap it all up. Also, provide a colored picture of the activity in the box on the writing prompt paper. Please do not complete this packet all at one time. It is better to spread it out over the summer and not try to do it all at once. I will be collecting the packets when the children return to school. The packet will be due by Monday, September 11, 2023 for a grade.

I look forward to meeting you this September!

Mrs. Monaco



This page has a list of popular chapter books for 3rd Grade.
These are NOT mandatory, just suggestions.

A to Z Mysteries by Ron Roy
Cam Jansen Mysteries by David Adler
Magic Tree House by Mary Pope Osborne
Nate the Great by Marjorie Sharmat
Mr. Putter & Tabby by Cynthia Rylant
Henry and Mudge by Cynthia Rylant
Frog & Toad by Arnold Lobel
Geronimo Stilton by Elizabetta Dami
Clementine by Sarah Pennypacker
Big Nate by Lincoln Peirce
Clubhouse Mystery by Sharon M. Draper
Diary of a Wimpy Kid by Jeff Kinney
Judy Moody Megan McDonald
My Weird School by Jim Paillot
Who Was Series by multiple different authors
Little House in the Big Woods by Laura Ingalls Wilder
Chocolate Fever by Robert Kimmel Smith
Stone Fox by John Gardiner
James & the Giant Peach by Roald Dahl
Chocolate Factory by Roald Dahl
The Mouse and the Motorcycle by Beverly Cleary


SUMMER CAMP

packet



BELONGS TO

Starfish




Did you know that a starfish isn't a fish at all!

They do not have gills, scales, or fins. Starfish are spiny-skinned animals.

The body of a starfish is covered with many small, sharp spines. Between the sea are tiny pincers that clamp on to prey or rocks. The mouth of a starfish is on the underside of its body. A starfish has one red eye at the tip of each arm. This eye can only sense light and darkness. A starfish usually moves away from bright light. Starfish crawl along the bottom of the sea, using its arms and tiny feet to grip to the ground.

Starfish are also called sea stars because they live in the sea and are usually shaped like stars. There are about 5,000 different kinds of starfish that live in the sea.

Starfish



1. Why are starfish also called sea stars?

2. How does a starfish sense light and darkness?

- a. through its pincers
- b. through its feet
- c. through its arm
- d. through its eye

3. Where is the starfish's mouth located?

4. True or false? A starfish is a fish. _____



A Walk on the Beach

Lacy and her friend Toni had gone to the beach for the day. They were having a great time, until Lacy cut her foot on a broken sea shell.

Lacy and Toni were walking along the water when Lacy suddenly yelled out in pain. Lacy and Toni looked down and saw that Lacy had a bad cut on the bottom of her foot. There was blood everywhere! Tears were streaming down Lacy's face.

"I will be right back,!" yelled Toni as she ran off.

Toni dashed to the lifeguard stand and got a bandage and some peroxide to clean out the cut. Toni cleaned Lacy's foot, wrapped it and gave her a hug.

The girls slowly walked back to their beach blanket and decided to build sandcastles for the rest of the day.

A Walk on the Beach

1. Who is the story about?


2. What is the setting of the story?

3. What is the problem? How is it solved?

4. What genre is this passage?

- | | |
|-----------------------|---------------|
| a. Realistic fiction | b. nonfiction |
| c. Historical fiction | d. fantasy |

Pool Party



Tom finished decorating his backyard for his pool party. He had bought paper lanterns, and white lights to hang from the trees. He bought small, plastic flamingos, pineapples and palm trees to put on all of the tables.

Tom waited in his in ground pool for all of his guests to arrive. He floated around on his red and blue raft. He was so tired from setting up for the party, that he fell asleep on the raft.

Minutes later, Tom was awoken by a big splash. His best friends arrived and they all jumped in the pool.

Tom's party was a hit! The kids swam, ate, played games and danced. At the end of the night, Tom was already planning his next pool party.

Pool Party


1. Describe the setting.

2. Why did Tom fall asleep on the raft?

3. What text evidence proves that Tom enjoyed his party?

How Not to Save a Sand Castle

By Linda Ruggieri



Gavin and Lily were working hard on their sand castle. They decorated it with shells. They built towers and doors. Their castle was gigantic!

Lily built a high wall to protect the sand castle from the **wind**. Gavin said he thought the wall would stop people from accidentally stepping on the castle and smashing it.

People walked by and said nice things about the sand castle. Lily and Gavin's mom took a photograph of it. Then she said it was time for lunch. Lily and Gavin ran with their mom to the snack bar. "We will finish our castle when we get back," they said.

After lunch, the children went back to the beach. But where was the sand castle? Did the wind blow it down? Did someone step on it?

Lily and Gavin's mom explained what had happened. The ocean waves had moved up the beach. The rise and fall of the big waves had pushed water farther up onto the shore and the sand. The water must have washed away their castle.

"Some of our shells are scattered around here," said Lily. "We should build another sand castle."

Okay," Gavin agreed. "Let's get started!"

Name: _____

Date: _____

1. What are Gavin and Lily doing at the beginning of the story?

- A) They are swimming in the ocean.
- B) They are working on a sand castle.
- C) They are taking a photograph.

2. Where does this story take place?

- A) at a skating rink
- B) at a park
- C) at the beach

3. Read this sentence from the story.

"Gavin and Lily were working hard on their sand castle."

What evidence from the story supports the idea that Gavin and Lily were working hard?

- A) Their sand castle was washed away by the ocean waves.
- B) They could not find their sand castle when they came back after lunch.
- C) Their sand castle was gigantic.

4. How do Gavin and Lily feel when they learn that their sand castle has been washed away?

- A) Gavin and Lily are eager to build another sand castle.
- B) Gavin and Lily are upset and never want to build a sand castle again.
- C) Gavin and Lily are surprised that the ocean was strong enough to wash away their sand castle.

5. What is the main idea of this story?


- A) Gavin and Lily build a big sandcastle, but the waves wash it away.
- B) Lily, Gavin, and their mom go to a snack bar for lunch.
- C) The people who walk by Gavin and Lily's sand castle say nice things about it.

SUMMER CAMP READING

Book Reading: _____

Pages / Chapters Read: _____

Connection Question: Text to Text/ World/ Self





Main Character & Description: What is the character like (funny, sad, or interesting)?

Setting: Where is story taking place so far/ describe the setting?

Summary: What is happening in story (include characters, problem, setting, and important information)?



Prediction: What do you predict will happen in the next section?

Visualization of Reading



SUMMER WRITING PROMPTS

PROMPT: MY FAVORITE SUMMER ACTIVITY TO DO IS...



ILLUSTRATION

A series of horizontal lines for writing, extending across the page below the illustration box.

